




# School Bus

## Count and Clip Cards



Kamp Kindergarten



# **School Bus Count and Clip Cards**

School Bus Count and Clip Cards provide an inviting math center for learners to practice counting. This packet has one Count and Clip Card activity. There are 11 clothespin clip cards for this activity. There is a set of school bus pictures with ten frames for bus windows and a choice of three numerals printed on each clothespin clip card. Learners determine the quantity represented by the ten frame and clip a clothespin to the corresponding numeral.

Print, laminate, and cut out the clothespin clip cards. You will need 11 clothespins for this activity.

Learners determine the quantity represented by the ten frame and clip a clothespin on the correct numeral or they can use dry erase markers to circle the correct numeral. You may opt to make these cards self-checking by writing the answer on the back or marking a dot on the back at the correct spot.

School Bus Count and Clip Cards help learners develop numeracy and support the Math Common Core Standards for Counting and Cardinality.

The graphics used in School Bus Count and Clip Cards are from Scrappin Doodles, My Cute Graphics, and Heather Ayers of Fun for Learning.


[www.scrappindoodles.com](http://www.scrappindoodles.com)      [www.mycutegraphics.com](http://www.mycutegraphics.com)  
<http://www.teacherspayteachers.com/Store/Fun-For-Learning>

Thank you for downloading School Bus Count and Clip Cards. I hope you and your learners enjoy this activity.

Kamp Kindergarten


<http://www.teacherspayteachers.com/Store/Kamp-Kindergarten>


© 2014 Kamp Kindergarten





<http://www.teacherspayteachers.com/Store/Kamp-Kindergarten>


© 2014 Kamp Kindergarten


	0
	1
	10


	2
	0
	1


	5
	2
	4


	3
	1
	2


	3
	5
	4


	4
	5
	6

	6
	5
	9

	8
	6
	7

	9
	7
	8

	10
	9
	6

	10
	8
	9

This Freebie is offered under Scrappin Doodles  
License #TPT140365.



# Other Resources You May Enjoy

Back to School Bonanza Math Centers Galore!

<http://www.teacherspayteachers.com/Product/Back-to-School-Bonanza-Math-Centers-Galore-766806>

This Little Piggy Went to School Count the Room (Quantities to 20)

<http://www.teacherspayteachers.com/Product/This-Little-Piggy-Went-to-School-Count-the-Room-Quantities-to-20-1325058>

Back to School Number Book (Tracing and Writing Numerals to 10)

<http://www.teacherspayteachers.com/Product/Back-to-School-Number-Book-Tracing-and-Writing-Numerals-to-10-791092>

Recess Rocks Add the Room (Sums of 0-10)

<http://www.teacherspayteachers.com/Product/Recess-Rocks-Add-the-Room-Sums-of-0-10-758332>

Recess Rocks Subtract the Room (Minuends to 10)

<http://www.teacherspayteachers.com/Product/Recess-Rocks-Subtract-the-Room-Minuends-to-10-760269>

School Days Add the Room (Sums of 0-10)

<http://www.teacherspayteachers.com/Product/School-Days-Add-the-Room-Sums-of-0-10-723499>

School Days Subtract the Room (Minuends to 10)

<http://www.teacherspayteachers.com/Product/School-Days-Subtract-the-Room-Minuends-to-10-724830>

School Days Addition Practice Packet (Sums of 0-10)

<http://www.teacherspayteachers.com/Product/School-Days-Addition-Practice-Packet-Sums-of-0-10-765260>

This Little Piggy Went to School Add the Room (Sums of 0-10)

<http://www.teacherspayteachers.com/Product/This-Little-Piggy-Went-to-School-Add-the-Room-Sums-of-0-10-761912>

This Little Piggy Went to School Subtract the Room (Minuends to 10)

<http://www.teacherspayteachers.com/Product/This-Little-Piggy-Went-to-School-Subtract-the-Room-Minuends-to-10-763328>

Thank you very much for your support. I hope you and your learners have a great school year.

Kamp Kindergarten

# Credits

This Freebie is offered under Scrappin Doodles License #TpT140365.



Scrappin Doodles

[www.scrappindoodles.com](http://www.scrappindoodles.com)



Heather Ayers of Fun for Learning

<http://www.teacherspayteachers.com/Store/Fun-For-Learning>

MyCuteGraphics

My Cute Graphics

[www.mycutegraphics.com](http://www.mycutegraphics.com)

Cover Page Font by Barnett's Schoolhouse

<http://www.teacherspayteachers.com/Store/Barnetts-School-House>

**Please follow me for the latest information about  
FREEBIES, sales, giveaways, and new resources.**

<http://www.teacherspayteachers.com/Store/Kamp-Kindergarten>

<https://www.facebook.com/KampKindergarten>

<https://plus.google.com/u/0/b/109154783273013048533/>

<http://instagram.com/kampkindergarten#>

School Bus Count and Clip Cards

© 2014 Kamp Kindergarten



# Thank you for downloading!

The following free printable was created by  
Primary Playground.


You may also like





## Terms of use:

© 2019 Primary Playground. All rights reserved by author. The original purchaser of this document is granted permission to copy for teaching purposes only. If you are NOT the original purchaser, please download the item from my store before making any copies. Redistributing editing, selling or posting this item or any part thereof on the Internet is strictly prohibited without first gaining permission from the author. Violations are subject to the penalties of the Digital Millennium Copyright Act.


This product uses the following creative elements:









primary playground




primary playground



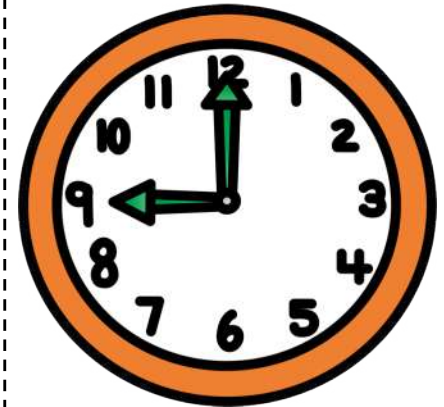
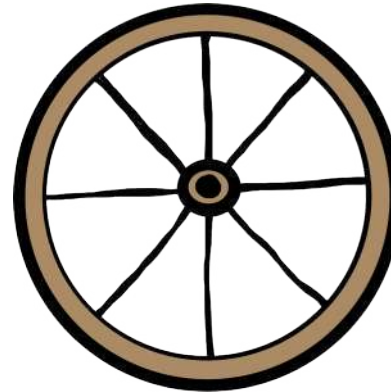


primary playground


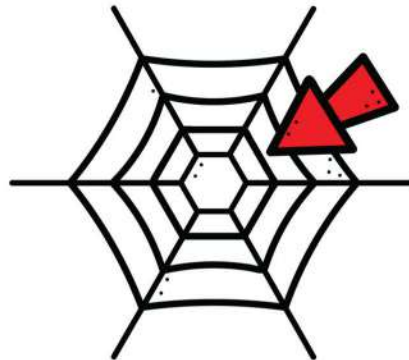


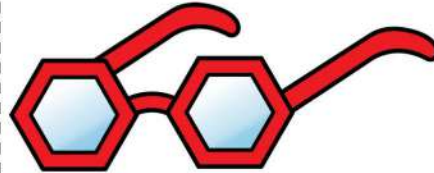




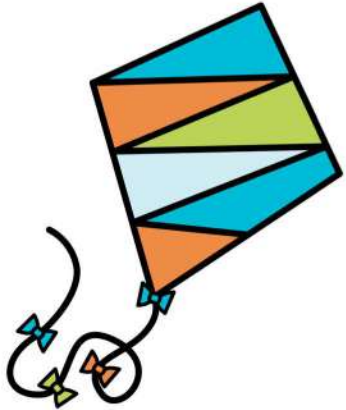


primary playground





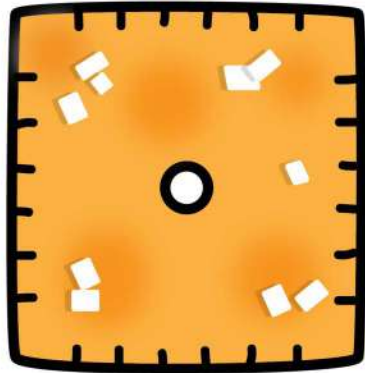





primary playground









# Thank you for your interest in The Measured Mom printables!

This printable, [Spring Tulips Counting Strips #1-20](#), is for personal or classroom use.

By using it, you agree that you will not copy, reproduce, or change any content from my downloads, except for your own personal, non-commercial use.

## No redistribution.

You may not reproduce, repackage, or redistribute the contents of my downloads in whole or in part, for any reason. Visit the original hosting blog, [themeasuredmom.com](http://themeasuredmom.com), to download.

## Modification of Terms.

I shall have the right to modify the terms of this Agreement at any time; modifications shall be effective immediately and shall replace all prior agreements.

## Why does any of this technical stuff matter?

I have costs associated with making printables and offering them free for download. I have a choice on how to recoup the costs – ads or charging for printables. At this point, I've chosen ads. If my files are hosted incorrectly, my ads are not being seen and I have no way to recoup my costs. If I cannot pay for the website, I cannot offer free files.

I own copyright of my works as these are my intellectual property. These files may *not* be shared under fair use. In the US, one factor to consider in a fair use analysis is this: *the effect of the use upon the potential market for or value of the copyrighted work*. If my files are distributed any place other than my website, it hurts the potential market of the work because I can earn money from the ad revenue on my blog.

## You may:

Print as many copies as you'd like

Use my printables in a group or classroom setting

Share the link to my blog to others who might be interested (and please do!)

Post online *about* the printable (for example—take a picture of your child or student using it), giving proper credit to [themeasuredmom.com](http://themeasuredmom.com).

## You may not:

Link directly to the pdf file online— people *must be able to visit my website to get the printable*.

Sell or distribute this file

Host this file on your own website or any other website (including Facebook groups and forums)

Upload this file to a shared website (i.e. 4shared.com, mediafire, dropbox)

Claim these files or sell them as your own

Print and sell my printables to others

## A few real life examples:

A teacher may print off copies for an entire class.

A teacher may **not** send the pdf file out to all her teacher friends and/or parents.

A parent may print off multiple copies for all of her children.


A parent may **not** upload the pdf file to Dropbox to share with her friends.

A co-op group may print off multiple copies for the kids in the co-op.

A co-op group may **not** send the pdf file to all the members in the co-op.


## Questions?

Send an e-mail to [themeasuredmom@gmail.com](mailto:themeasuredmom@gmail.com)




7 6 8

(C) themeasuredmom.com



4 5 6

(C) themeasuredmom.com




1 2 3

(C) themeasuredmom.com




3 2 1

(C) themeasuredmom.com




10 11 12

(C) themeasuredmom.com




13 14 15

(C) themeasuredmom.com



12 18 16


(C) themeasuredmom.com



18 19 16


(C) themeasuredmom.com






11 12 13

(C) themeasuredmom.com




11 10 9

(C) themeasuredmom.com




12 17 18

(C) themeasuredmom.com




13 7 9

(C) themeasuredmom.com




20 12 18

(C) themeasuredmom.com




8 5 6

(C) themeasuredmom.com




13 15 14

(C) themeasuredmom.com




18 17 16

(C) themeasuredmom.com




4 3 1

(C) themeasuredmom.com




6 2 4

(C) themeasuredmom.com



8 9 10

(C) themeasuredmom.com



12 15 20

(C) themeasuredmom.com



Hi friend,

Thank you for your download! I hope that Playdough to Plato and The Stem Laboratory are helpful sources of fun, creative learning activities for your classroom or homeschool.

Be sure to follow along with our newest learning activities!

FACEBOOK- [Facebook.com/PlaydoughToPlato](https://www.facebook.com/PlaydoughToPlato) and [The STEM Laboratory](https://www.facebook.com/TheSTEMLaboratory)

PINTEREST- [Pinterest.com/Playdough2Plato](https://www.pinterest.com/Playdough2Plato)

INSTAGRAM- [Instagram.com/Playdough2Plato](https://www.instagram.com/Playdough2Plato)

Appreciatively,

Malia

### TERMS OF USE

You are welcome to use this printable for personal or classroom use.

If you would like to share these printables with friends, please invite them to download it from the blog page instead of sending it to them directly. I depend on site visits to be able to provide you free resources. Every visit counts.


You may not sell or in any way profit from this electronic file.

You may not store or distribute this file in any other website or another location where people may download it (ex. Dropbox, Facebook groups, 4Shared).

### GRAPHICS CREDIT

Our clip art was created by Pretty Grafik Design- <https://www.etsy.com/shop/Prettygrafikdesign>





1



2

3

1

2

3



1



2

3

3

4

5



4

5

6

4

5

6



1


2

3

1

2

3



1



2

3

3

4

5



4

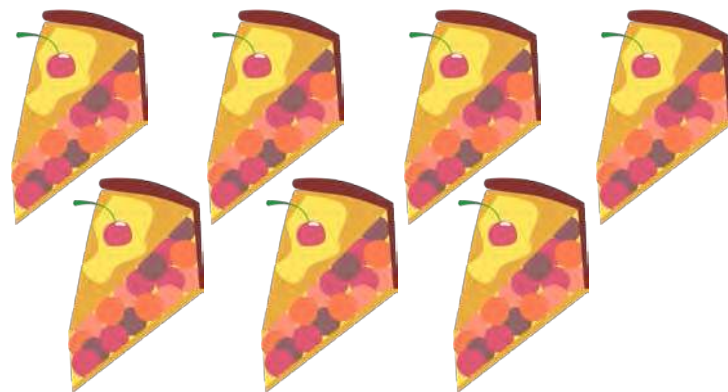
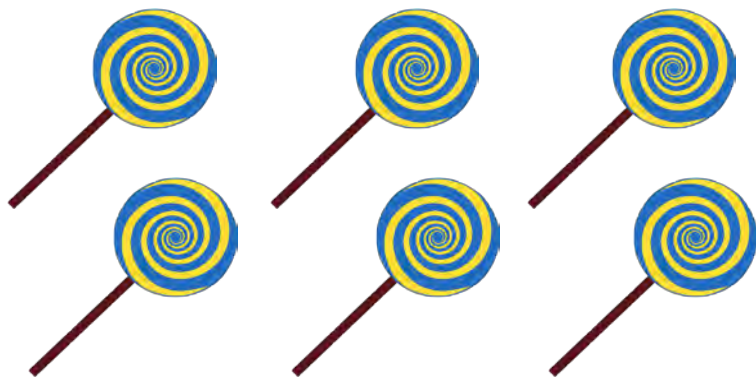
5

6

4

5

6



4


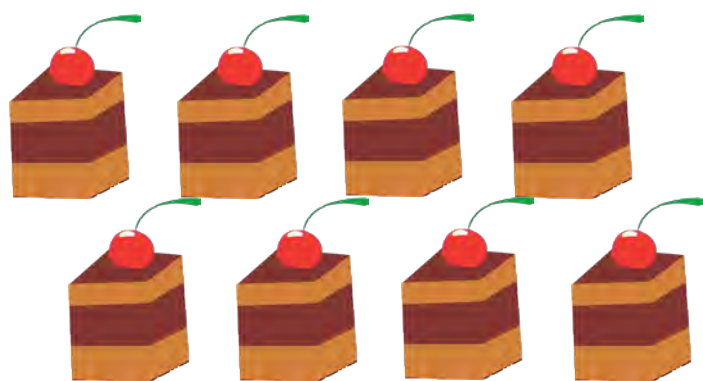
5

6

7

8

9



7



8

9

9

10

11



© The STEM Laboratory.

9

10

11

9

10

11













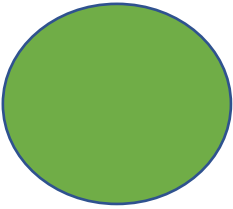









# IF YOU LIKED THIS *check out these products*



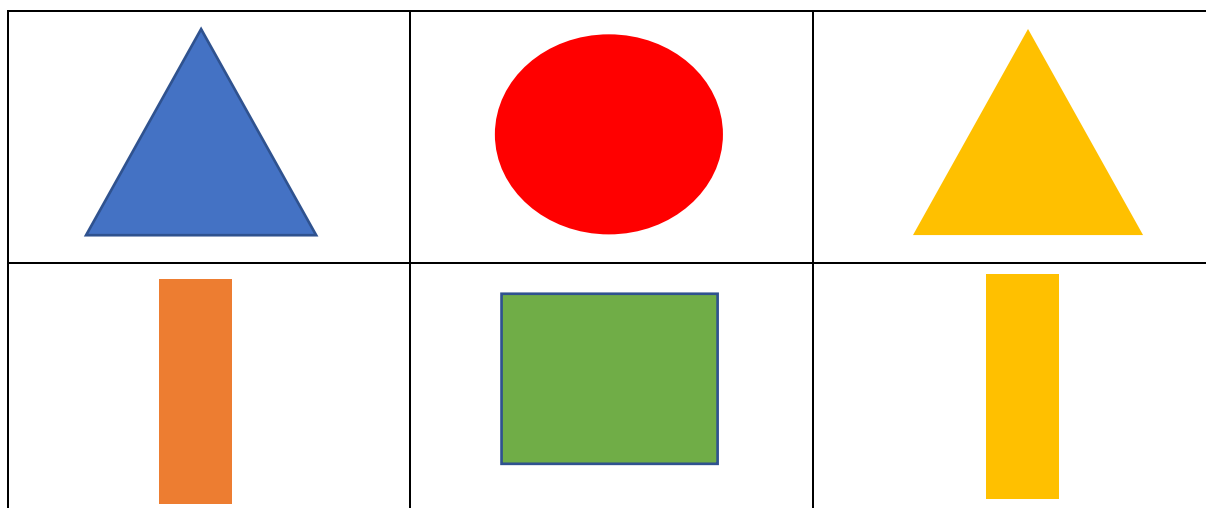
available at  
[PLAYDOUGHTOPLATO.COM](http://PLAYDOUGHTOPLATO.COM)  
AND ON TEACHERS PAY TEACHERS.



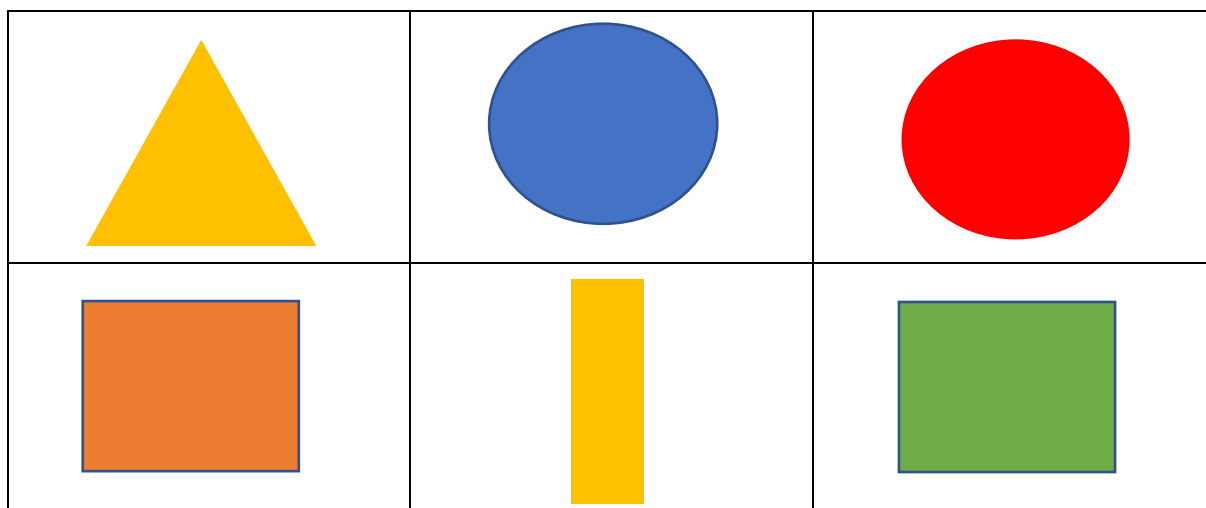
	Bingo vormen	
		
		
		
		
		
		



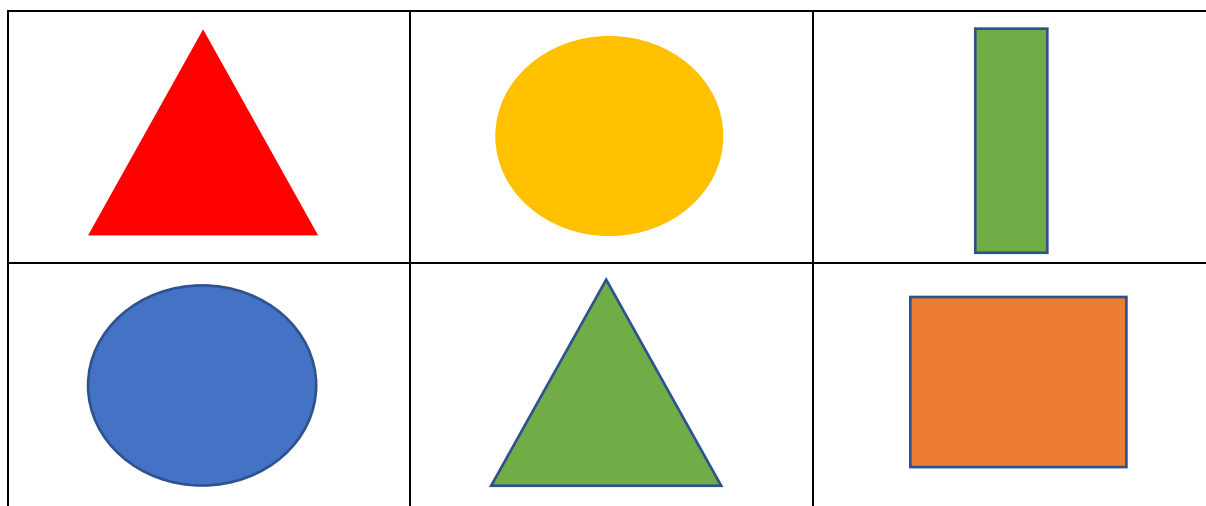
### Bingokaart 1



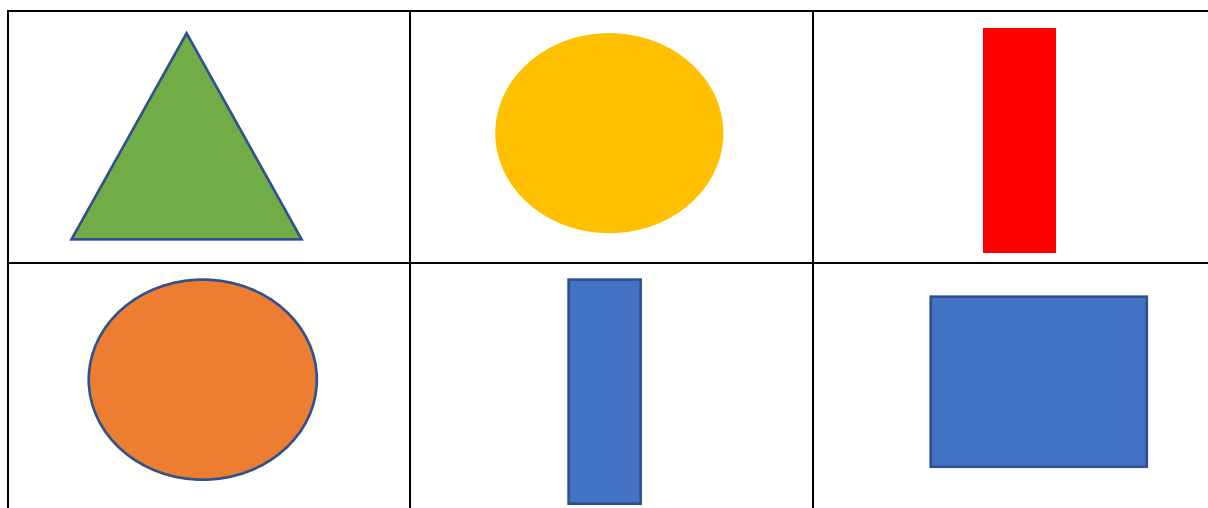
### Bingokaart 2



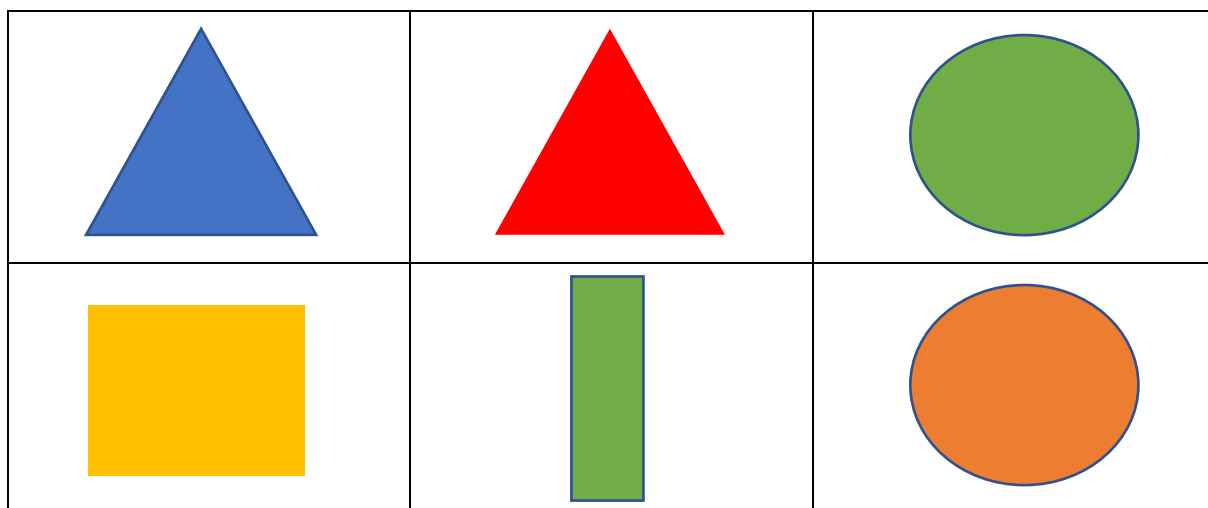
### Bingokaart 3



**Bingokaart 4**



**Bingokaart 5**



**Bingokaart 6**

